

## Features

- Shielded construction
- Unit height of 4.2 mm
- Inductance range: 0.10  $\mu$ H to 0.22  $\mu$ H
- Current up to 35 A
- Lead free
- RoHS compliant\*

## Applications

- Input/output of DC/DC converters
- Power supplies for:
  - Portable communications equipment
  - Camcorders
  - LCD TVs
  - Car audio systems

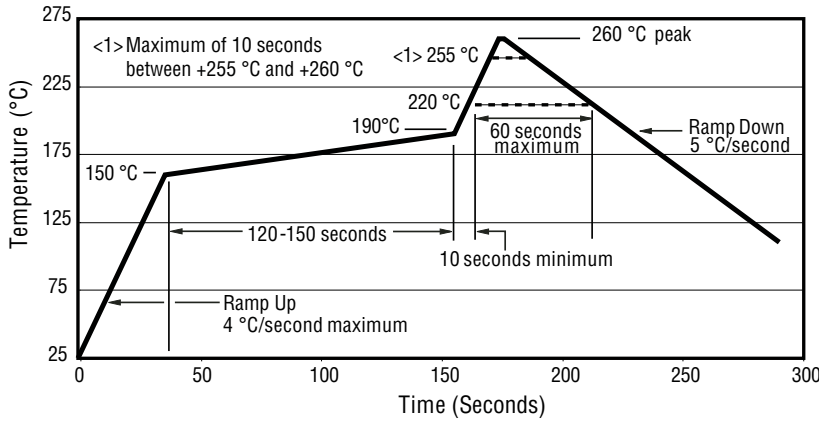
# SRP8040 Series - Shielded Power Inductors

### Electrical Specifications

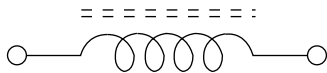
Bourns Part No.	Inductance L ( $\mu$ H)	IDC (A)	RDC (m $\Omega$ ) max.	RDC (m $\Omega$ ) typ.
SRP8040-R10Y	0.10 $\pm$ 30 %	35.0	0.65	0.49
SRP8040-R22Y	0.22 $\pm$ 30 %	25.0	0.65	0.49

SRP8040-R10Y: IDC based on inductance drop 10 % typical of L value at 20 °C.  
 SRP8040-R22Y: IDC based on inductance drop 30 % typical of L value at 20 °C.

### Soldering Profile



### Electrical Schematic



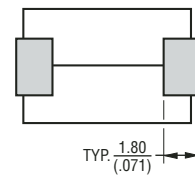
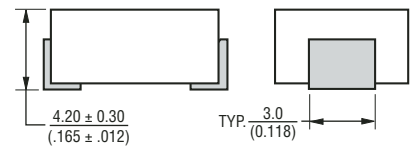
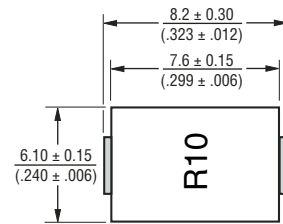
### General Specifications

Test Voltage .....1.0 V  
 Test Frequency .....100 KHz  
 Reflow Soldering.....230 °C; 50 sec max.  
 Operating Temperature...-55 °C to +150 °C  
 (Temperature rise included)  
 Storage Temperature...-55 °C to +150 °C  
 Resistance to Soldering Heat  
 .....+260 °C for 10 sec.

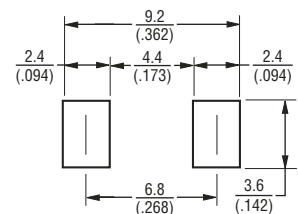
### Materials

Core.....Ferrite  
 Wire .....Tinned copper  
 Terminal .....Cu/Sn  
 Rated Current  
 .....See Electrical Specifications  
 Temperature Rise.....40 °C at rated I rms  
 Packaging .....1000 pcs. per 13-inch reel

### Product Dimensions



### Recommended Layout



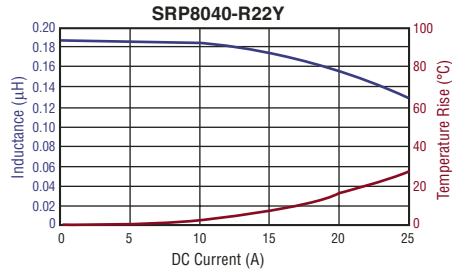
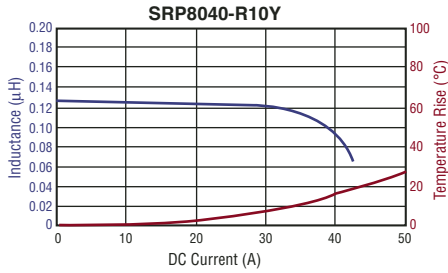
DIMENSIONS:  $\frac{\text{MM}}{\text{(INCHES)}}$

\*RoHS Directive 2002/95/EC Jan 27 2003 including Annex  
 Specifications are subject to change without notice.  
 Customers should verify actual device performance in their specific applications.

# SRP8040 Series - Shielded Power Inductors

**BOURNS®**

## L vs. I Charts



## Packaging Specifications

